



PROSTHESES CATALOGUE



KEYS

HA	Hydroxyapatite
HAP	Porous Hydroxyapatite
PE	Polyethylene
Ti	Titanium
Niti	Super-elastic Nitinol
PTFE	Teflon
Pt	Platinum

PROSTHESES FOR STAPES SURGERY

Audio Technologies pistons are finely manufactured to provide the surgeon with maximum handling, reliability and safety.

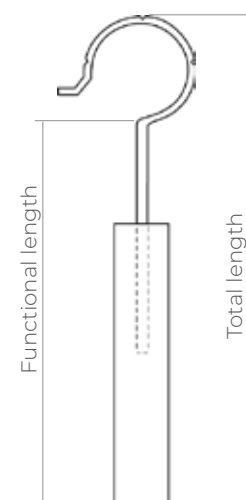
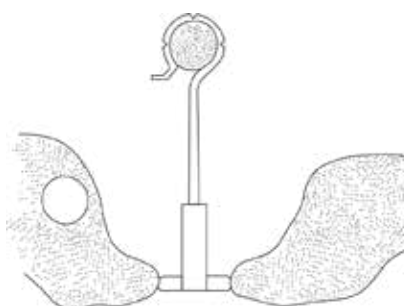
Audio Technologies pistons unique features are the result of 40 years of manufacturing experience and continuous test and updating by the author himself and all our customers.

PROSTHESES PLATINUM/PTFE - TITANIUM/PTFE FOR STAPEDOTOMY AND STAPEDECTOMY

The implant is made up of a 999‰ pure platinum hook (well tolerated and malleable material).

The stem of the implant is in PTFE, an anti-adhesive polymer to the walls of the stapedotomy.

The hook has three millings: under light pressure of the pliers, the millings allow the curvature and crimping of the hook in a controlled manner by winding the long apophysis of the incus without causing ischemia and risk of ovalized crimping.



PROSTHESES IN PLATINUM/PTFE

CODE
SPL 03.07/08/09/10

Total length (LT)	Functional length (LF)	COLUMELLA DIAMETER			
		Ø0,4 mm	Ø0,5 mm	Ø0,6 mm	Ø0,8 mm
4,25 mm	3,25 mm	SPL 03.08.425	SPL 03.09.425	SPL 03.07.425	SPL 03.10.425
4,50 mm	3,50 mm	SPL 03.08.450	SPL 03.09.450	SPL 03.07.450	SPL 03.10.450
4,75 mm	3,75 mm	SPL 03.08.475	SPL 03.09.475	SPL 03.07.475	SPL 03.10.475
5,00 mm	4,00 mm	SPL 03.08.500	SPL 03.09.500	SPL 03.07.500	SPL 03.10.500
5,25 mm	4,25 mm	SPL 03.08.525	SPL 03.09.525	SPL 03.07.525	SPL 03.10.525
5,50 mm	4,50 mm	SPL 03.08.550	SPL 03.09.550	SPL 03.07.550	SPL 03.10.550
5,75 mm	4,75 mm	SPL 03.08.575	SPL 03.09.575	SPL 03.07.575	SPL 03.10.575
6,00 mm	5,00 mm	SPL 03.08.600	SPL 03.09.600	SPL 03.07.600	SPL 03.10.600



TRIMMABLE STAPES PROSTHESES PLATINUM/PTFE

The stem can be trimmed with a blade

SPL 03.08 S

DIMENSIONS
PTFE Columella Ø:
0,4 mm
Total length (L):
7,00 mm trimmable
to 4,25 mm

SPL 03.09 S

DIMENSIONS
PTFE Columella Ø:
0,5 mm
Total length (L):
7,00mm trimmable
to 4,25 mm

SPL 03.07 S

DIMENSIONS
PTFE Columella Ø:
0,6 mm
Total length (L):
7,00 mm trimmable
to 4,25 mm

SPL 03.10 S

DIMENSIONS
PTFE Columella Ø:
0,8 mm
Total length (L):
7,00 mm trimmable
to 4,25 mm

STAPES PROSTHESES TITANIUM/PTFE

CODE
SPL 03.27/28/29/30



Total length (LT)	Functional length (LF)	COLUMELLA DIAMETER			
		Ø0,4 mm	Ø0,5 mm	Ø0,6 mm	Ø0,8 mm
4,25 mm	3,25 mm	SPL 03.27.425	SPL 03.28.425	SPL 03.29.425	SPL 03.30.425
4,50 mm	3,50 mm	SPL 03.27.450	SPL 03.28.450	SPL 03.29.450	SPL 03.30.450
4,75 mm	3,75 mm	SPL 03.27.475	SPL 03.28.475	SPL 03.29.475	SPL 03.30.475
5,00 mm	4,00 mm	SPL 03.27.500	SPL 03.28.500	SPL 03.29.500	SPL 03.30.500
5,25 mm	4,25 mm	SPL 03.27.525	SPL 03.28.525	SPL 03.29.525	SPL 03.30.525
5,50 mm	4,50 mm	SPL 03.27.550	SPL 03.28.550	SPL 03.29.550	SPL 03.30.550
5,75 mm	4,75 mm	SPL 03.27.575	SPL 03.28.575	SPL 03.29.575	SPL 03.30.575
6,00 mm	5,00 mm	SPL 03.27.600	SPL 03.28.600	SPL 03.29.600	SPL 03.30.600

The hook has three millings: under light pressure of the pliers, the millings allow the curvature and crimping of the hook in a controlled manner by winding the long apophysis of the incus without causing ischemia and risk of ovalized crimping.

TRIMMABLE PROTHESES TITANIUM/PTFE

The stem can be trimmed with a blade

SPL 03.27 S

DIMENSIONS

PTFE Columella Ø:

0,4 mm

Total length (L):

7,00 mm trimmable to 4,25 mm

SPL 03.28 S

DIMENSIONS

PTFE Columella Ø:

0,5 mm

Total length (L):

7,00 mm trimmable to 4,25 mm

SPL 03.29 S

DIMENSIONS

PTFE Columella Ø:

0,6 mm

Total length (L):

7,00mm trimmable to 4,25 mm

SPL 03.30 S

DIMENSIONS

PTFE Columella Ø:

0,8 mm

Total length (L):

7,00 mm trimmable to 4,25 mm

TITANIUM STAPES PROTHESES

CODE
SPL 03.20/21/22/23

Total length (LT)	Functional length (LF)	COLUMELLA DIAMETER			
		Ø0,4 mm	Ø0,5 mm	Ø0,6 mm	Ø0,8 mm
4,25 mm	3,25 mm	SPL 03.21.425	SPL 03.22.425	SPL 03.20.425	SPL 03.23.425
4,50 mm	3,50 mm	SPL 03.21.450	SPL 03.22.450	SPL 03.20.450	SPL 03.23.450
4,75 mm	3,75 mm	SPL 03.21.475	SPL 03.22.475	SPL 03.20.475	SPL 03.23.475
5,00 mm	4,00 mm	SPL 03.21.500	SPL 03.22.500	SPL 03.20.500	SPL 03.23.500
5,25 mm	4,25 mm	SPL 03.21.525	SPL 03.22.525	SPL 03.20.525	SPL 03.23.525
5,50 mm	4,50 mm	SPL 03.21.550	SPL 03.22.550	SPL 03.20.550	SPL 03.23.550
5,75 mm	4,75 mm	SPL 03.21.575	SPL 03.22.575	SPL 03.20.575	SPL 03.23.575
6,00 mm	5,00 mm	SPL 03.21.600	SPL 03.22.600	SPL 03.20.600	SPL 03.23.600

The hook has three millings: under light pressure of the pliers, the millings allow the curvature and crimping of the hook in a controlled manner by winding the long apophysis of the incus without causing ischemia and risk of ovalized crimping.

SELF-CRIMPING PROSTHESES IN SUPERELASTIC NITINOL AND PTFE

CODE
SPL 03.43/44/45/46

Superelastic nitinol can be flexed and twisted, but it always springs back to the original position. The nitinol hook assembles to the long apophysis of the incus with an easy vertical motion that requires a push of only 4 grams of force.

NITINOL HOOK

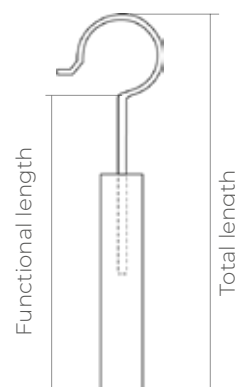
The classic Audio flat hook in combination with superelastic Nitinol is the result of a unique production process by Audio Technologies. This feature also joins with the other excellent qualities of Nitinol such as: mechanical strength, bio-inertia and lightness.

SIMPLIFICATION OF THE SURGICAL INTERVENTION

The elasticity of the hook reduces surgical steps and difficulties which may occur during the closure phase. The hook closes gently by exerting pressure along the total periphery of the long apophysis of the incus to minimize the risk of compression necrosis.

EASY ASSEMBLY

The piston fits onto the incus in one easy downward motion.



STAPES IN NITINOL/PTFE

Total length (LT)	Functional length (LF)	COLUMELLA DIAMETER			
		Ø0,4 mm	Ø0,5 mm	Ø0,6 mm	Ø0,8 mm
4,25 mm	3,25 mm	SPL 03.43.425	SPL 03.44.425	SPL 03.45.425	SPL 03.46.425
4,50 mm	3,50 mm	SPL 03.43.450	SPL 03.44.450	SPL 03.45.450	SPL 03.46.450
4,75 mm	3,75 mm	SPL 03.43.475	SPL 03.44.475	SPL 03.45.475	SPL 03.46.475
5,00 mm	4,00 mm	SPL 03.43.500	SPL 03.44.500	SPL 03.45.500	SPL 03.46.500
5,25 mm	4,25 mm	SPL 03.43.525	SPL 03.44.525	SPL 03.45.525	SPL 03.46.525
5,50 mm	4,50 mm	SPL 03.43.550	SPL 03.44.550	SPL 03.45.550	SPL 03.46.550
5,75 mm	4,75 mm	SPL 03.43.575	SPL 03.44.575	SPL 03.45.575	SPL 03.46.575
6,00 mm	5,00 mm	SPL 03.43.600	SPL 03.44.600	SPL 03.45.600	SPL 03.46.600



SELF-CRIMPING PROSTHESES IN SUPERELASTIC NITINOL AND TRIMMABLE PTFE

The stem can be trimmed with a blade

SPL 03.43 S

DIMENSIONS

PTFE Columella Ø:
0,4 mm

Total length (L):
7,00 mm trimmable
to 4,25 mm

SPL 03.44 S

DIMENSIONS

PTFE Columella Ø:
0,5 mm

Total length (L):
7,00 mm trimmable
to 4,25 mm

SPL 03.45 S

DIMENSIONS

PTFE Columella Ø:
0,6 mm


Total length (L):
7,00 mm trimmable
to 4,25 mm

SPL 03.46 S

DIMENSIONS

PTFE Columella Ø:
0,8 mm

Total length (L):
7,00 mm trimmable
to 4,25 mm



DIMENSIONS OF SUPERELASTIC NITINOL HOOKS

All superelastic nitinol piston clamp implants and stem in PTFE are available in two versions:

- The variant with a "P" which follows the item number indicates the hook with a diameter of 0,9 mm, that is to say a tenth of a millimeter smaller compared to the standard product. For example SPL 03.43 SP.
- The variant with a "C" which follows the item number indicates the hook with a diameter of 1,1 mm, that is to say a tenth of a millimeter bigger compared to the standard product. For example SPL 03.43 SG.

“RUSSO-SANNA” PROSTHESES IN TITANIUM AND PTFE

CODE
**SPL 03.52 S/ 53 S/
54 S/ 55 S**

The “Russo-Sanna” implant in Titanium and PTFE has a total length of 7 mm, a functional length of 6 mm and a columella diameter of 0,5 mm. The implant is suitable in otosclerosis surgery with normal mobility of the incus and malleus. The platinotomy usually has a diameter of 0,6 mm and the optimal space for the piston implant is 0,1 mm (Picture A).

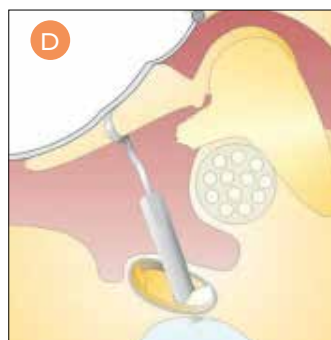
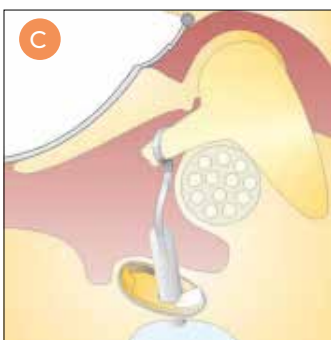
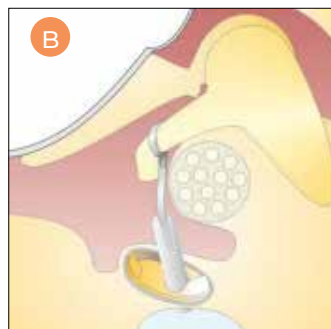
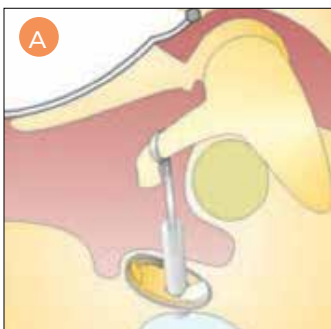
The hook is made of 0,15 mm diameter titanium wire, thinner than the one used to make the other Audio Technologies’ stapes implants. This makes the implant more flexible so that the stem of the prostheses can be bent and adapted to more complex anatomies, such as protruding facial nerve situation. Giving the correct angle to the prostheses stem can ensure good mobility of the ossicular chain (Picture B).

In case of partial erosion of the incus, the implant can be assembled onto the long apophysis. The stem of the implant can be duly bent and the piston fixed even if the incus is short (Picture C).

If following a revision surgery, a necrosis occurs, the implant can be hooked to the manubrium of the malleus (Picture D).

EASY ASSEMBLING

The piston can be grabbed by using an alligator forceps or an aspirator, with a gentle vertical motion it easily fits onto the incus.



ALSO AVAILABLE IN THE FOLLOWING FORMATS:

SPL 03.52 S

DIMENSIONS

PTFE Columella Ø:
0,4 mm

Total length (L):
7,00 mm trimmable
to 4,25 mm

SPL 03.53 S

DIMENSIONS

PTFE Columella Ø:
0,5 mm

Total length (L):
7,00 mm trimmable
to 4,25 mm

SPL 03.54 S

DIMENSIONS

PTFE Columella Ø:
0,6 mm

Total length (L):
7,00 mm trimmable
to 4,25 mm

SPL 03.55 S

DIMENSIONS

PTFE Columella Ø:
0,8 mm

Total length (L):
7,00 mm trimmable
to 4,25 mm

PTFE STAPES PROSTHESES FOR STAPEDECTOMY AND STAPEDOTOMY

PROSTHESES IN PTFE WITH EVOLVED HOOK

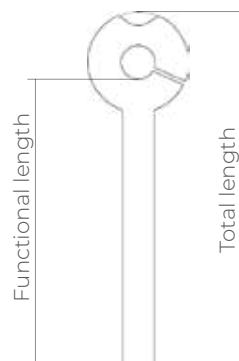
Conventional PTFE prostheses with an improved hook which has an open section to facilitate the opening.

A slight pressure is enough to place the piston on the long apophysis of the incus. This feature prevents a too wide opening of the hook which could compromise the elastic memory of the PTFE.

On the upper part of the hook there is a notch which facilitate the opening and also identifies the exact point for a firm grip.

Slightly open the implant hook which will do a little resistance thanks to the notch carved on it.

Thanks to this feature, opening and assembling with the long apophysis of the incus are easier and elastic memory of the hook is not affected.



**CODE
SPL 03.16/17/18/19**

PTFE STAPES PROSTHESES WITH NOTCH

Total length (LT)	Functional length (LF)	COLUMELLA DIAMETER			
		Ø0,4 mm	Ø0,5 mm	Ø0,6 mm	Ø0,8 mm
4,50 mm	3,30 mm	SPL 03.18.450	SPL 03.16.450	SPL 03.17.450	SPL 03.19.450
5,00 mm	3,80 mm	SPL 03.18.500	SPL 03.16.500	SPL 03.17.500	SPL 03.19.500
5,50 mm	4,30 mm	SPL 03.18.550	SPL 03.16.550	SPL 03.17.550	SPL 03.19.550
6,00 mm	4,80 mm	SPL 03.18.600	SPL 03.16.600	SPL 03.17.600	SPL 03.19.600
6,50 mm	5,30 mm	SPL 03.18.650	SPL 03.16.650	SPL 03.17.650	SPL 03.19.650

PTFE STAPES PROSTHESES WITHOUT NOTCH

Total length (LT)	Functional length (LF)	COLUMELLA DIAMETER			
		Ø0,4 mm	Ø0,5 mm	Ø0,6 mm	Ø0,8 mm
4,50 mm	3,30 mm	SPL 03.18.450 X	SPL 03.16.450 X	SPL 03.17.450 X	SPL 03.19.450 X
5,00 mm	3,80 mm	SPL 03.18.500 X	SPL 03.16.500 X	SPL 03.17.500 X	SPL 03.19.500 X
5,50 mm	4,30 mm	SPL 03.18.550 X	SPL 03.16.550 X	SPL 03.17.550 X	SPL 03.19.550 X
6,00 mm	4,80 mm	SPL 03.18.600 X	SPL 03.16.600 X	SPL 03.17.600 X	SPL 03.19.600 X
6,50 mm	5,30 mm	SPL 03.18.650 X	SPL 03.16.650 X	SPL 03.17.650 X	SPL 03.19.650 X

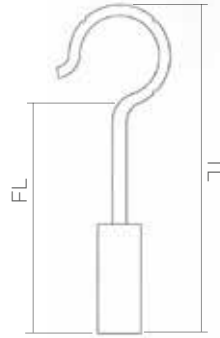
OTHER VERSIONS FOR STAPEDIOPLASTY

PLATINUM PROSTHESES AND PE FOR STAPEDECTOMY

Entirely in 999‰ pure platinum (malleable and well tolerated material).

The hook has three millings: under slight clamp pressure the millings allow the curvature and closure of the hook in a controlled manner by winding the long apophysis of the incus without causing ischemia and risk of abnormal crimping.

Thanks to its microporous structure, the end part in Audio-PE (porous polyethylene) ensures an excellent anchoring to the new oval window membrane allowing the connective tissue and blood vessels to penetrate it.



SPL 03.04

Total length (L)	Product code
3,50 mm	SPL 03.04.350
4,00 mm	SPL 03.04.400
4,25 mm	SPL 03.04.425
4,50 mm	SPL 03.04.450
4,75 mm	SPL 03.04.475
5,00 mm	SPL 03.04.500
5,50 mm	SPL 03.04.550
6,00 mm	SPL 03.04.600

DIMENSIONS:
Columella \varnothing : 0,6 mm

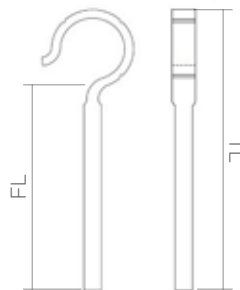
CODE

SPL 03.04

PLATINUM PROSTHESES FOR STAPEDECTOMY

Entirely in 999‰ pure platinum (malleable and well tolerated material).

The hook has three millings: under slight clamp pressure the millings allow the curvature and closure of the hook in a controlled manner by winding the long apophysis of the incus without causing ischemia and risk of abnormal crimping.



SPL 03.05

Total length (L)	Product code
6,00 mm	SPL 03.05

DIMENSIONS:
Columella \varnothing : 0,3 mm

CODE

SPL 03.05

KEYS

HA	Hydroxyapatite
HAP	Porous Hydroxyapatite
PE	Polyethylene
Ti	Titanium
Niti	Super-elastic Nitinol
PTFE	Teflon
Pt	Platinum

TOTAL, PARTIAL AND UNIVERSAL IMPLANTS

TYMPANOPLASTY

Audio Technologies is the manufacturer that offers, for designs and materials, the widest catalogue of middle ear implants available on the market.

Among many models, Audio Technologies boasts several patents:

- Implants with Porous Hydroxyapatite flange which doesn't need the interposition of a layer of cartilage
- Extensible stem to adjust the length
- Shoe with footplate highly-stable connection system



TOTAL PROSTHESES

PARTIAL PROSTHESES

“NINJA” PROSTHESES OR WITH FOOTPLATE CONNECTION SYSTEM

The so-called “Ninja” implants have a special shoe with micro-pins that allow a perfect adhesion to the footplate which gives more stability and an optimal transmission of the vibration.

The micro-pins are 0,09 mm long, while the thickness of the footplate is at least 0,20 mm, and the micro-pins slowly penetrate it by compressive osteolysis.

The whole ninja range has a titanium structure, a widely tested material with high mechanical resistance and lightness.

These implants are available with adjustable length or with fixed length, with an open flange or with a porous head made of HAP (patented) that can be placed directly in contact with the eardrum without risk of extrusion; in addition, the special porosity of the material provides greater adhesion and stability.

NINJA TOTAL PROSTHESES IN TITANIUM, ADJUSTABLE LENGTH

OPEN FLANGE

It allows to maintain the vision on the surgical field under the head of the implant.

STRUCTURE IN TITANIUM

Titanium is a widely tested material in the surgical field, endowed with high mechanical resistance and lightness.

ADJUSTABLE LENGTH

The extendable stem allows to extend or compress the length of the implant.

SOUND CONDUCTIVITY

Laser-Doppler oscillometer tests show that the sound conductivity wave is not absorbed by the shape of the stem remaining unchanged regardless of the chosen length.

NINJA TOTAL PROSTHESES IN TITANIUM AND HAP, ADJUSTABLE LENGTH

OPEN FLANGE

It allows to maintain the vision on the surgical field under the head of the implant.

IMPLANT STABILITY

The porosity of the flange allows a stable fixing to the eardrum thanks to a slight adhesion that occurs through penetration of fibroblasts in the pores of the HAP.

STRUCTURE IN TITANIUM

Titanium is a widely tested material in the surgical field, endowed with high mechanical resistance and lightness.

ADJUSTABLE LENGTH

The extendable stem allows to extend or compress the length of the implant.

SOUND CONDUCTIVITY

Laser-Doppler oscillometer tests show that the sound conductivity wave is not absorbed by the shape of the stem remaining unchanged regardless of the chosen length.



CODE
TAP 07.63 SH

TAP 07.63 SH

Total length (L)	Product code
------------------	--------------

from 3,00 mm to 8,00 mm	TAP 07.63 SH
-------------------------	--------------

DIMENSIONS:

Base dimensions: 0,7x1,1 mm



CODE
TAP 07.67 SH

TAP 07.67 SH

Total length (L)	Product code
------------------	--------------

from 3,00 mm to 8,00 mm	TAP 07.67 SH
-------------------------	--------------

DIMENSIONS:

Base dimensions: 0,7x1,1 mm

A small groove is made for the manubrium of malleus which if missing, the flange of the implant can be put directly in contact with the tympanic membrane: the rounded edges of the groove do not cause decubitus.

TOTAL FIXED-LENGTH PROSTHESES IN TITANIUM, NINJA MODEL

Complete implant in titanium with fixed lengths, ninja model: from 3,00 mm up to 8,00 mm.

OPEN FLANGE

The widely windowed flange allows to maintain an unobstructed view of the field.

STRUCTURE IN TITANIUM

This implant is entirely made in pure titanium, a widely tested material in the surgical field, endowed with high mechanical resistance and lightness.



TAP 07.61

Total length (L)	Product code
3,00 mm	TAP 07.61.300 SH
3,25 mm	TAP 07.61.325 SH
3,50 mm	TAP 07.61.350 SH
3,75 mm	TAP 07.61.375 SH
4,00 mm	TAP 07.61.400 SH
4,25 mm	TAP 07.61.425 SH
4,50 mm	TAP 07.61.450 SH
4,75 mm	TAP 07.61.475 SH
5,00 mm	TAP 07.61.500 SH
5,25 mm	TAP 07.61.525 SH
5,50 mm	TAP 07.61.550 SH
6,00 mm	TAP 07.61.600 SH
6,50 mm	TAP 07.61.650 SH
7,00 mm	TAP 07.61.700 SH
7,50 mm	TAP 07.61.750 SH
8,00 mm	TAP 07.61.800 SH

DIMENSIONS:

Wire \varnothing : 0,20 mm

Columella \varnothing : 0,60 mm

Base dimensions: 0,7x1,1 mm

TOTAL FIXED-LENGTH PROSTHESES IN TITANIUM WITH FLANGE IN HAP, NINJA MODEL

FLANGE IN HAP

The flange in hydroxyapatite, as proven by clinical studies and follow-ups, can keep in contact directly with the tympanic membrane without being extruded.

IMPLANT STABILITY

The porosity of the flange allows a stable fixing to the eardrum thanks to a slight adhesion that occurs through penetration of fibroblasts in the pores of the HAP.

STRUCTURE IN TITANIUM

Titanium is a widely tested material in the surgical field, endowed with high mechanical resistance and lightness.



TAP 07.65 SH

Total length (L)	Product code
3,00 mm	TAP 07.65.300 SH
3,25 mm	TAP 07.65.325 SH
3,50 mm	TAP 07.65.350 SH
3,75 mm	TAP 07.65.375 SH
4,00 mm	TAP 07.65.400 SH
4,25 mm	TAP 07.65.425 SH
4,50 mm	TAP 07.65.450 SH
4,75 mm	TAP 07.65.475 SH
5,00 mm	TAP 07.65.500 SH
5,25 mm	TAP 07.65.525 SH
5,50 mm	TAP 07.65.550 SH
6,00 mm	TAP 07.65.600 SH
6,50 mm	TAP 07.65.650 SH
7,00 mm	TAP 07.65.700 SH
7,50 mm	TAP 07.65.750 SH
8,00 mm	TAP 07.65.800 SH

DIMENSIONS:

Base dimensions: 0,7x1,1 mm

A small groove is made for the manubrium of malleus which if missing, the flange of the implant can be put directly in contact with the tympanic membrane: the rounded edges of the groove do not cause decubitus.

TOTAL PROSTHESES IN **TITANIUM**, ADJUSTABLE LENGTH

WINDOWED FLANGE

It allows the view of the underneath surgical field.

TITANIUM STRUCTURE

Titanium is a widely tested material in the surgical field, endowed with high mechanical resistance and lightness.

ADJUSTABLE LENGTH

The extendable stem allows to extend or compress the length of the implant.

GOOD SOUND CONDUCTIVITY

The oscillometric test with laser/doppler demonstrates the unchanged conductivity of the sound wave in all stem configurations.



CODE
TAP 07.63

TAP 07.63

Total length (L)	Product code
------------------	--------------

from 3,00 mm to 8,00 mm	TAP 07.63
-------------------------	-----------

DIMENSIONS:

Wire \varnothing : 0,20 mm

Columella \varnothing : 0,60 mm

For implants with flange in titanium, the interposition of a layer of autologous cartilage between implants and neotympanum is necessary.

PARTIAL PROSTHESES IN **TITANIUM**, ADJUSTABLE LENGTH

WINDOWED FLANGE

It allows the view of the underneath surgical field.

TITANIUM STRUCTURE

Titanium is a widely tested material in the surgical field, endowed with high mechanical resistance and lightness.

ADJUSTABLE LENGTH

The extendable stem allows to extend or compress the length of the implant.

GOOD SOUND CONDUCTIVITY

The oscillometric test with laser/doppler demonstrates the unchanged conductivity of the sound wave in all stem configurations.



CODE
PAP 07.64

PAP 07.64

Total length (L)	Product code
------------------	--------------

from 2,25 mm to 5,50 mm	PAP 07.64
-------------------------	-----------

DIMENSIONS:

Wire \varnothing : 0,20 mm

Inner diameter of the cup: 1,10 mm

Outer diameter of the cup: 1,20 mm

For implants with flange in titanium, the interposition of a layer of autologous cartilage between implants and neotympanum is necessary.

TOTAL PROSTHESES IN TITANIUM WITH FLANGE IN HAP, ADJUSTABLE LENGTH

FLANGE IN HAP

The flange in porous hydroxyapatite, as proven by clinical studies and follow-ups, can keep in contact directly with the tympanic membrane without being extruded.

FIXATION TO TYMPANIC MEMBRANE

The fixation of the implant to eardrum, inducted by porosity, takes place thanks to a double mechanism: a physical and chemical bond by input of fibroblasts in the pores and the bioactivity of hydroxylapatite.

TITANIUM STRUCTURE

Titanium is a widely tested material in the surgical field, endowed with high mechanical resistance and lightness.

EXTENDABLE STEM

Extendable by traction and trimmable by compression.

GOOD SOUND CONDUCTIVITY

The oscillometric test with laser/doppler demonstrates the unchanged conductivity of the sound wave in all stem configurations.

PARTIAL PROSTHESES IN TITANIUM WITH FLANGE IN HAP, ADJUSTABLE LENGTH

FLANGE IN HAP

The flange in porous hydroxyapatite, as proven by clinical studies and follow-ups, can keep in contact directly with the tympanic membrane without being extruded.

FIXATION TO TYMPANIC MEMBRANE

The fixation of the implant to eardrum, inducted by porosity, takes place thanks to a double mechanism: a physical and chemical bond by input of fibroblasts in the pores and the bioactivity of hydroxylapatite.

TITANIUM STRUCTURE

Titanium is a widely tested material in the surgical field, endowed with high mechanical resistance and lightness.

EXTENDABLE STEM

Extendable by traction and trimmable by compression.

GOOD SOUND CONDUCTIVITY

The oscillometric test with laser/doppler demonstrates the unchanged conductivity of the sound wave in all stem configurations.

CODE TAP 07.67

TAP 07.67

Total length (L)	Product code
from 4,00 mm to 8,00 mm	TAP 07.67



DIMENSIONS:

Wire \varnothing : 0,20 mm

Columella \varnothing : 0,60 mm

A small groove is made for the manubrium of malleus which if missing, the flange of the implant can be put directly in contact with the tympanic membrane: the rounded edges of the groove do not cause decubitus.

CODE PAP 07.68

PAP 07.68

Total length (L)	Product code
from 2,50 mm to 6,00 mm	PAP 07.68



DIMENSIONS:

Wire \varnothing : 0,20 mm

Inner diameter of the cup: 1,10 mm

Outer diameter of the cup: 1,20 mm

A small groove is made for the manubrium of malleus which if missing, the flange of the implant can be put directly in contact with the tympanic membrane: the rounded edges of the groove do not cause decubitus.

TOTAL PROSTHESES IN TITANIUM/HAP, ADJUSTABLE LENGTH

FLANGE IN HAP

The flange in porous hydroxyapatite, as proven by clinical studies and follow-ups, can keep in contact directly with the tympanic membrane without being extruded.

FIXATION TO TYMPANIC MEMBRANE

The fixation of the implant to eardrum, induced by porosity, takes place thanks to a double mechanism: a physical and chemical bond by input of fibroblasts in the pores and the bioactivity of hydroxylapatite.

TITANIUM STRUCTURE

Titanium is a widely tested material in the surgical field, endowed with high mechanical resistance and lightness.

ADJUSTABLE LENGTH

The extendable stem allows to extend or compress the length of the implant.

GOOD SOUND CONDUCTIVITY

The oscillometric test with laser/doppler demonstrates the unchanged conductivity of the sound wave in all stem configurations.

PARTIAL PROSTHESES IN TITANIUM/HAP, ADJUSTABLE LENGTH

FLANGE IN HAP

The flange in porous hydroxyapatite, as proven by clinical studies and follow-ups, can keep in contact directly with the tympanic membrane without being extruded.

FIXATION TO TYMPANIC MEMBRANE

The fixation of the implant to eardrum, induced by porosity, takes place thanks to a double mechanism: a physical and chemical bond by input of fibroblasts in the pores and the bioactivity of hydroxylapatite.

TITANIUM STRUCTURE

Titanium is a widely tested material in the surgical field, endowed with high mechanical resistance and lightness.

ADJUSTABLE LENGTH

The extendable stem allows to extend or compress the length of the implant.

GOOD SOUND CONDUCTIVITY

The oscillometric test with laser/doppler demonstrates the unchanged conductivity of the sound wave in all stem configurations.

CODE TAP 07.58

TAP 07.58

Total length (L)	Product code
from 4,00 mm to 8,50 mm	TAP 07.58



DIMENSIONS:

Extendable stem
Flange: 3,50 x 2,50 mm
Columella ø: 0,60

The flange has a bent apophysis to host the manubrium of the malleus.

CODE PAP 07.72

PAP 07.72

Total length (L)	Product code
from 2,25 mm to 5,00 mm	PAP 07.72



DIMENSIONS:

Extendable stem
Flange: 3,50 x 2,50 mm

The flange has a bent apophysis to host the manubrium of the malleus.

TITANIUM/HAP/PTFE UNIVERSAL PROSTHESES

**CODE
TPL 07.59**

The prostheses is composed by three elements: HAP and Ti structure, PTFE joint and Ti bell

HAP FLANGE

HAP flange can be placed directly in touch with the tympanic membrane.

TYMPANUM FIXATION

Fixation of the prostheses to the tympanum, led by the porosity, is possible thanks a double work: physical link that fibroblasts creates entering the pores and chemical link thanks to hydroxyapatite bioactivity.

TITANIUM STRUCTURE

Titanium is a bioinert material, largely tested in surgery fields and with high mechanical resistance and lightness.

MOVING MALLEUS HOOK

This little hook can be used to clasp the malleus handle; if this work is not necessary, the little hook can be bent 90° downward to avoid tympanum damage.

PTFE JOINT

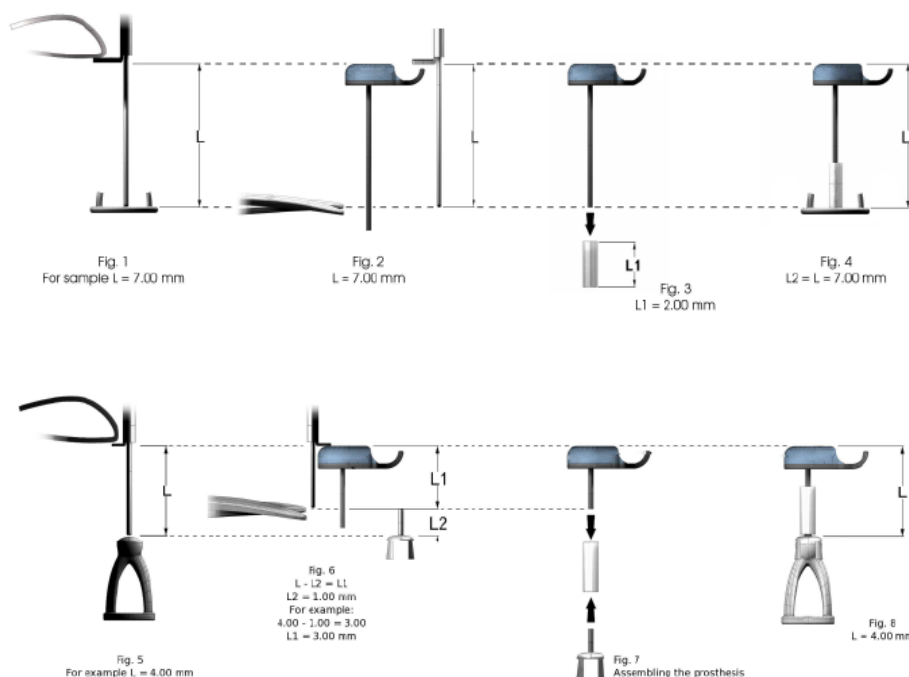
It is the joint between the prostheses upper part and bell in the partial version or it is the ending part in the total.



TOTAL VERSION
Length: from 7,50 to 3,00 mm
PTFE Columella: 0,60 mm



PARTIAL VERSION
Length: from 7,50 to 3,00 mm
Inner diameter of the cup: 1,10 mm



TOTAL PROSTHESES IN TITANIUM WITH FIXED-LENGTHS

Fixed-length implant: from 3,00 up to 8,00 mm.

OPEN FLANGE

It allows to maintain the view of the field under the head of the implant.

TITANIUM STRUCTURE

Titanium is a widely tested material in the surgical field, endowed with high mechanical resistance and lightness.



TAP 07.61

Total length (L)	Product code
3,00 mm	TAP 07.61.300
3,25 mm	TAP 07.61.325
3,50 mm	TAP 07.61.350
3,75 mm	TAP 07.61.375
4,00 mm	TAP 07.61.400
4,25 mm	TAP 07.61.425
4,50 mm	TAP 07.61.450
4,75 mm	TAP 07.61.475
5,00 mm	TAP 07.61.500
5,25 mm	TAP 07.61.525
5,50 mm	TAP 07.61.550
6,00 mm	TAP 07.61.600
6,50 mm	TAP 07.61.650
7,00 mm	TAP 07.61.700
7,50 mm	TAP 07.61.750
8,00 mm	TAP 07.61.800

DIMENSIONS:

Wire \varnothing : 0,20 mm

Columella \varnothing : 0,60 mm

For implants with flange in titanium, the interposition of a layer of autologous cartilage between implants and neotympanum is necessary.

PARTIAL PROSTHESES IN TITANIUM WITH FIXED-LENGTHS

Implant with fixed-length: from 1,75 mm up to 5,00 mm.

OPEN FLANGE

It allows to maintain the view of the field under the head of the implant.

TITANIUM STRUCTURE

Titanium is a bioinert and widely tested material in the surgical field, endowed with high mechanical resistance and lightness.



PAP 07.62

Total length (L)	Product code
1,75 mm	PAP 07.62.175
2,00 mm	PAP 07.62.200
2,25 mm	PAP 07.62.225
2,50 mm	PAP 07.62.250
2,75 mm	PAP 07.62.275
3,00 mm	PAP 07.62.300
3,25 mm	PAP 07.62.325
3,50 mm	PAP 07.62.350
4,00 mm	PAP 07.62.400
4,50 mm	PAP 07.62.450
5,00 mm	PAP 07.62.500

DIMENSIONS:

Wire \varnothing : 0,20 mm

Inner diameter of the cup: 1,10 mm

Outer diameter of the cup: 1,20 mm

For implants with flange in titanium, the interposition of a layer of autologous cartilage between implants and neotympanum is necessary.

TOTAL PROSTHESES IN TITANIUM AND FLANGE IN HAP

Implant with fixed-length: from 3,00 mm up to 8,00 mm.

FLANGE IN HAP

The flange in porous hydroxyapatite (HAP), as proven by clinical studies and long follow-ups, can keep in contact directly with the tympanic membrane without being extruded.

STABILIZATION OF THE IMPLANT

The fixation of the implant to eardrum, induced by porosity, takes place thanks to a double mechanism: a physical and chemical bond by input of fibroblasts in the pores and the bioactivity of hydroxylapatite.

TITANIUM STRUCTURE

Titanium is a bioinert and widely tested material in the surgical field, endowed with high mechanical resistance and lightness.



TAP 07.65

Total length (L)	Product code
3,00 mm	TAP 07.65.300
3,25 mm	TAP 07.65.325
3,50 mm	TAP 07.65.350
3,75 mm	TAP 07.65.375
4,00 mm	TAP 07.65.400
4,25 mm	TAP 07.65.425
4,50 mm	TAP 07.65.450
4,75 mm	TAP 07.65.475
5,00 mm	TAP 07.65.500
5,25 mm	TAP 07.65.525
5,50 mm	TAP 07.65.550
6,00 mm	TAP 07.65.600
6,50 mm	TAP 07.65.650
7,00 mm	TAP 07.65.700
7,50 mm	TAP 07.65.750
8,00 mm	TAP 07.65.800

DIMENSIONS:

Wire \varnothing : 0,20 mm

Columella \varnothing : 0,60 mm

A small groove is made for the manubrium of malleus which if missing, the flange of the implant can be put directly in contact with the tympanic membrane: the rounded edges of the groove do not cause decubitus.

PARTIAL PROSTHESES IN TITANIUM AND FLANGE IN HAP

Implant with fixed-length: from 2,00 mm up to 5,00 mm.

FLANGE IN HAP

The flange in porous hydroxyapatite (HAP), as proven by clinical studies and long follow-ups, can keep in contact directly with the tympanic membrane without being extruded.

STABILIZATION OF THE IMPLANT

The fixation of the implant to eardrum, induced by porosity, takes place thanks to a double mechanism: a physical and chemical bond by input of fibroblasts in the pores and the bioactivity of hydroxylapatite.

TITANIUM STRUCTURE

Titanium is a bioinert and widely tested material in the surgical field, endowed with high mechanical resistance and lightness.



PAP 07.66

Total length (L)	Product code
2,00 mm	PAP 07.66.200
2,25 mm	PAP 07.66.225
2,50 mm	PAP 07.66.250
2,75 mm	PAP 07.66.275
3,00 mm	PAP 07.66.300
3,25 mm	PAP 07.66.325
3,50 mm	PAP 07.66.350
4,00 mm	PAP 07.66.400
4,50 mm	PAP 07.66.450
5,00 mm	PAP 07.66.500

DIMENSIONS:

Wire \varnothing : 0,20 mm

Inner diameter of the cup: 1,10 mm

Outer diameter of the cup: 1,20 mm

A small groove is made for the manubrium of malleus which if missing, the flange of the implant can be put directly in contact with the tympanic membrane: the rounded edges of the groove do not cause decubitus.

TOTAL INCUDOSTAPEDIAL PROSTHESES IN TITANIUM AND PTFE

**CODE
TAP 07.52**

The implant is designed to connect the incus to the platinum of the stirrup. It is particularly indicated in case of eroded and irregular incus. The part in contact with the incus has 6 titanium clips, while the stem in PTFE can be easily shortened with a surgical scalpel.

The 6 titanium clips have a progressive length and can be adapted to all kind of incus. The end part of the clips is angled to be fixed to the incus.

The stem in PTFE can be shortened (after measurement) and put in contact with the footplate in case this is movable.



DIMENSIONS:

Total length:

6,25 mm trimmable up to 4,50 mm

Titanium wire thickness: 0,23 mm

PTFE stem diameter: 0,60 mm

PARTIAL INCUDOSTAPEDIAL PROSTHESES IN TITANIUM AND PTFE

**CODE
PAP 07.53**

Partial implant for incudostapedial assembly.

The implant is composed by a single block in titanium with 6 clips for the residue of the incus and a lid for assembly with the head of stapes.

The 6 titanium clips have a progressive length and can be adapted to all kind of incus. The end part of the clips is angled to be fixed to the incus.



DIMENSIONS:

Total length: 1,90 mm

Titanium wire thickness: 0,23 mm

PARTIAL PROSTHESES IN HAP

The porosity of the material gives lightness to the implant.

The implant is hollow to view the stirrup head.

After measurement the implant can eventually be shortened to the suitable length: the HAP can be shortened by a diamond wheel under watering.

The implant doesn't need any cartilage interposition.



CODE PAP 07.50

PAP 07.50

Total length (L)	Product code
------------------	--------------

4,00 mm	PAP 07.50
----------------	-----------

DIMENSIONS:

Flange diameter: 4,0 mm

Outer columella diameter: 2,1 mm

Inner columella diameter: 1,2 mm of cartilage

Totally trimmable

TOTAL PROSTHESES IN DENSE HA

Hollow implant to view the stirrup head.

The implant doesn't need any cartilage interposition.



CODE TPL 07.45

TPL 07.45

Total length (L)	Product code
------------------	--------------

3,50 mm	TPL 07.45
----------------	-----------

DIMENSIONS:

Total length: 3,5 mm

Flange diameter: 4,0 mm

Outer diameter: 2,1 mm

Inner diameter: 1,2 mm

PARTIAL PROSTHESES WITH TILTING FLANGE IN HAP AND PTFE

The porosity of the flange allows stabilization of the implant through penetration of connective cells in the pores and bioactive adhesion to neotympanic tissue.

An advantage of porous hydroxyapatite (patented by Audio Technologies) is represented by the possibility of avoiding interposition of cartilage.

The platinum joint allows to tilt the flange of the implant to make it perpendicular to the stirrup head.

The PTFE columella can be shortened from 6,5 mm to 3,0 mm.

For such shortening it is possible to use a surgical scalpel.



CODE
PAP 07.36

PAP 07.36

Total length (L)	Product code
------------------	--------------

trimmable from 6,50 to 3,00 mm

PAP 07.36

DIMENSIONS:

Total length: 6,50 mm
trimmable up to 3,00 mm

Flange length: 3,50 mm

Platinum wire thickness: 0,25 mm

Columella in PTFE

Outer diameter: 2,10 mm

Inner diameter: 1,40 mm

PARTIAL PROSTHESES IN HAP AND PE WITH TILTING FLANGE

The porosity of the flange allows stabilization of the implant through penetration of connective cells in the pores and bioactive adhesion to neotympanic tissue.

An advantage of porous hydroxyapatite (patented by Audio Technologies) is represented by the possibility of avoiding interposition of cartilage.

The platinum joint allows to tilt the flange of the implant to make it perpendicular to the stirrup head.

The PE columella can be shortened from 6,5 mm to 3,0 mm.

For such shortening it is possible to use a surgical scalpel.



CODE
PAP 07.38

PAP 07.38

Total length (L)	Product code
------------------	--------------

trimmable from 6,50 to 3,00 mm

PAP 07.38

DIMENSIONS:

Total length: 6,50 mm
trimmable up to 3,00 mm

Flange length: 3,50 mm

Titanium wire thickness: 0,25 mm

Columella in PE:

Outer diameter: 2,10 mm

Inner diameter: 1,40 mm

TOTAL PROSTHESES IN PE

The TAP 07.09 is a total implant for the replacement of the entire ossicular chain, from the tympanic membrane to the oval window.

To prevent extrusion it is necessary to interpose a layer of autologous cartilage between the neo-eardrum and implant.

The newly formed connective tissue will join the flange of the implant to the tympanic membrane and the distal end of the implant at the base of the stapes.

After measurement, the implant can be shortened with a surgical scalpel.



CODE TAP 07.09

TAP 07.09

Total length (L)	Product code
6,00 mm	TAP 07.09.600
7,00 mm	TAP 07.09.700
8,00 mm	TAP 07.09.800

DIMENSIONS:

Flange diameter: 4,00 mm

Flange thickness: 0,60 mm

Columella diameter: 0,70 mm

TOTAL PROSTHESES IN HA

The TAP 07.11 is a complete implant for replacement of the entire ossicular chain, from the malleus or tympanic membrane to footplate of the stapes.

As a bioactive material, the hydroxyapatite can be in contact with the neotympanum without being extruded: it does not require the interposition of cartilage.

The flange can be stabilized to the tympanic membrane by fibrin glue.



CODE TAP 07.11

TAP 07.11

Total length (L)	Product code
5,00 mm	TAP 07.11.500
5,50 mm	TAP 07.11.550
6,00 mm	TAP 07.11.600
6,50 mm	TAP 07.11.650
7,00 mm	TAP 07.11.700
7,50 mm	TAP 07.11.750
8,00 mm	TAP 07.11.800

DIMENSIONS:

Flange diameter: 2,00 mm

Flange thickness: 0,80 mm

Columella diameter: 0,65 mm

TOTAL PROSTHESES IN HAP AND PTFE, TRIMMABLE AND TILTING FLANGE

The TAP 07.35 is a total implant with a flange in porous hydroxyapatite (HAP). The porosity of the flange allows stabilization of the implant through the penetration of connective cells in the pores and bioactive adhesion to the neotympanic tissue.

An advantage of porous hydroxyapatite (patented by Audio Technologies) is represented by the possibility of avoiding the interposition of cartilage.

The HAP flange porosity allows a 50% weight saving. The columella consists of one end bottom in PTFE and a platinum joint both suitable to allow the adjustment of the angle between the neoear drum and columella, and the displacement of the columella to get a view of the oval window.

The PTFE columella can be shortened with a surgical scalpel. The length can therefore vary from 8,0 mm to 3,25 mm.



CODE
TAP 07.35

TAP 07.35

Total length (L)	Product code
from 8,00 to 3,25 mm	TAP 07.35

DIMENSIONS:

Total length: from 8,00 to 3,25 mm
Flange length: 3,50 mm
Columella diameter: 0,60 mm

PARTIAL PROSTHESES "INCUS" IN HA

The implant can be used wherever a part of the long apophysis is missing.

Its wedge shape allows for insertion between the remaining incus and the head of stapes.

Its small surface allows a better view of the stapes head during placement.



CODE
INCUS 07.32

INCUS 07.32

Total length (L)	Product code
2,50 mm	INCUS 07.32

DIMENSIONS:

Total length: 2,50 mm
Total height: 1,60 mm

PARTIAL PROSTHESES "OFFSET" IN TRIMMABLE PE

Implant for replacement of the incus and malleus, from the tympanic membrane to the head of stapes.

To prevent extrusion, it is recommended to interpose a layer of autologous cartilage between the neoear drum and implant.

The fully perforated columella allows the surgeon to check the head of stapes during placement.

The prostheses can be trimmed with a blade



CODE
TPL 07.02

TPL 07.02

Total length (L)	Product code
5,00 mm	TPL 07.02

DIMENSIONS:

Total length: 5,00 mm
Flange diameter: 4,00 mm
Flange thickness: 0,60 mm
Outer columella diameter: 1,80 mm
Inner columella diameter: 1,20 mm

TOTAL PROSTHESES IN HA, TILTING FLANGE

Implant for replacement of the whole ossicular chain, from malleus or tympanic membrane to the platinum of the stirrup.

It is not necessary the cartilage interposition between the flange of the implant and the tympanic membrane.

The columella is assembled to the flange by means of a platinum joint (malleable and widely tolerated material).

This joint allows the angle adjustment of the implant and the placement of columella in order to obtain the best view of the oval window during the insertion of the implant itself.



CODE
TPL 07.07

TPL 07.07

Total length (L)	Product code
5,50 mm	TPL 07.07.550
6,00 mm	TPL 07.07.600
6,50 mm	TPL 07.07.650
7,00 mm	TPL 07.07.700
7,50 mm	TPL 07.07.750
8,00 mm	TPL 07.07.800

DIMENSIONS:

Flange length: 3,60 mm
Flange thickness: 0,80 mm
Lower diameter of columella: 0,65 mm

TRIMMABLE PARTIAL PROSTHESES IN HA, TILTING FLANGE

The implant replaces the incus or incudo-malleolar joint. Interposition of cartilage is not required between the flange and the tympanic membrane.

The columella is joined to the flange by a platinum joint. Platinum is known to be a malleable and well tolerated material.

The malleable platinum joint gives the possibility to angle the flange of the implant to the tympanic membrane.

The possibility to adjust the position of the columella through the joint allows to center the stapes in the oval window.

The flange can be fixed to the tympanic membrane with fibrin glue.



CODE
TPL 07.08

TPL 07.08

Total length (L)	Product code
3,50 mm	TPL 07.08.350
4,00 mm	TPL 07.08.400
4,50 mm	TPL 07.08.450
5,00 mm	TPL 07.08.500
5,50 mm	TPL 07.08.550
6,00 mm	TPL 07.08.600

DIMENSIONS:

Flange length: 3,60 mm

Flange thickness: 1,00 mm

Outer columella diameter: 2,00 mm

Inner columella diameter: 1,20 mm

TRIMMABLE PARTIAL PROSTHESES IN PE

The PAP 07.10 is an implant to replace the incus and malleus. It replaces the ossicular chain from the tympanic membrane to the head of stapes.

To avoid extrusion, an autologous cartilage graft must be placed between the flange of the implant and the tympanic membrane.

The newly formed connective tissue will join the implant flange to the tympanic membrane and the implant base to the stapes head.

The hollow shape of the columella allows the surgeon to check the head of stapes during insertion.

The prostheses can be trimmed with a blade



CODE
PAP 07.10

PAP 07.10

Total length (L)	Product code
5,00 mm	PAP 07.10

DIMENSIONS:

Total length: 5,00 mm

Flange diameter: 4,00 mm

Flange thickness: 0,60 mm

Outer columella diameter: 2,10 mm

Inner columella diameter: 1,20 mm

TRIMMABLE TOTAL PROSTHESES IN HAP AND PE

FLANGE IN HAP

As proven by clinical studies and long follow-ups, the head in HAP can stay directly in contact with the eardrum without being extruded.

LIGHTNESS

The porosity of the material makes the implant lighter.

ADJUSTABLE COLUMELLA

The columella is composed by a platinum joint which allows to angle and adjust the inclination of the flange and by a part in PE which can be shortened using a surgical scalpel up to 3,25 mm.



CODE
TAP 07.37

TAP 07.37

Total length (L)	Product code
from 8,00 to 3,25 mm	TAP 07.37

DIMENSIONS:

Total length: 8,00 mm
trimmable up to 3,25 mm
Flange length: 3,50 mm
Platinum wire diameter: 0,20 mm
Columella diameter in PE: 0,75 mm

TRIMMABLE TOTAL PROSTHESES IN HA AND PE

The columella is composed by a platinum joint which allows to angle and adjust the inclination of the flange and by a part in PE which can be shortened using a surgical scalpel up to 3,25 mm.



CODE
TAP 07.40

TAP 07.40

Total length (L)	Product code
from 8,00 mm to 3,25 mm	TAP 07.40

DIMENSIONS:

Total length: 8,00 mm
trimmable up to 3,25 mm
Flange length: 3,50 mm
Platinum wire diameter: 0,20 mm
Columella diameter in PE: 0,75 mm

TRIMMABLE PARTIAL PROSTHESES IN HA AND PE, TILTING FLANGE

The platinum joint allows to angle the implant flange and make it perpendicular to the stirrup head.

For such shortening, it is possible to use a surgical scalpel.



CODE
PAP 07.41

PAP 07.41

Total length (L)	Product code
6,50 mm	TAP 07.41

DIMENSIONS:

Total length: 6,50 mm
Flange length: 3,50 mm
Platinum wire diameter: 0,25 mm
Audio-PE columella
Outer diameter: 2,20 mm
Inner diameter: 1,40 mm

OTHER MODELS OF TIMPANOPLASTY

PARTIAL PROSTHESES IN HA

The PAP 07.12 implant replaces the incus or incudo-malleolar block.

The carved niche at the base of the columella is assembled to the head of stapes.

The flange of the implant can be fixed to the tympanic membrane with fibrin glue.

The bioactive material hydroxylapatite can stay in contact with the neotympanum without being extruded: it does not require a cartilage interposition.



CODE
PAP 07.12

PAP 07.12

Total length (L)	Product code
3,00 mm	PAP 07.12.300
3,50 mm	PAP 07.12.350
4,00 mm	PAP 07.12.400
4,50 mm	PAP 07.12.450
5,00 mm	PAP 07.12.500

DIMENSIONS:

Flange diameter: 4,00 mm

Flange thickness: 0,80 mm

Outer columella diameter: 2,00 mm

Niche diameter: 1,20 mm

Niche depth: 1,50 mm

PARTIAL PROSTHESES IN HA WITH 90°, TILTING OVAL FLANGE

The PAP 07.15 implant replaces the incus or incudo-malleolar block.

The flange is in the "off-set" position.

No cartilage interposition is required between the flange and the tympanic membrane.

The flange of the implant can be fixed to the tympanic membrane with fibrin glue.



CODE
PAP 07.15

PAP 07.15

Total length (L)	Product code
3,00 mm	PAP 07.15.300
3,50 mm	PAP 07.15.350
4,00 mm	PAP 07.15.400
4,50 mm	PAP 07.15.450
5,00 mm	PAP 07.15.500

DIMENSIONS:

Flange length: 4,00 mm

Flange thickness: 2,50 mm

Flange thickness: 0,80 mm

Outer columella diameter: 2,00 mm

Inner columella diameter: 1,20 mm

PARTIAL PROSTHESES IN HA WITH 75° TILTING OVAL HEAD

The PAP 07.16 implant replaces the incus or incudo-malleolar block.

The flange is in the "off-set" position.

No cartilage interposition is required between the flange and the tympanic membrane.

The flange of the implant can be fixed to the tympanic membrane with fibrin glue.



CODE PAP 07.16

PAP 07.16

Total length (L)	Product code
3,00 mm	PAP 07.16.300
3,50 mm	PAP 07.16.350
4,00 mm	PAP 07.16.400
4,50 mm	PAP 07.16.450
5,00 mm	PAP 07.16.500

DIMENSIONS:

Flange length: 3,50 mm

Flange width: 2,50 mm

Flange thickness: 2,00 mm

Outer columella diameter: 2,00 mm

Inner columella diameter: 1,20 mm

INCUS MODEL PROSTHESES IN HA

The INCUS 07.17 implant is inserted between incus and stapes.

The compact design allows an easy placement inside the ossicular chain.



CODE INCUS 07.17

INCUS 07.17

Total length (L)	Product code
3,25 mm	INCUS 07.17.325
3,75 mm	INCUS 07.17.375

DIMENSIONS:

Outer columella diameter: 2,10 mm

Inner columella diameter: 1,20 mm

MALLEOLUS-STAPEDIAL TRIMMABLE TOTAL PROSTHESES IN HA AND PE

DIMENSIONS:

Total length: 8,00 mm
Flange length: 3,50 mm
Platinum wire diameter: 0,25 mm
PE diameter: 0,75 mm

The columella can be adjusted with a surgical scalpel.



TAP 07.42

Total length (L)	Product code
------------------	--------------

from 8,00 mm to 3,25 mm	TAP 07.42
------------------------------------	-----------

MALLEOLUS-PLATINUM TRIMMABLE PARTIAL PROSTHESES IN HA AND PE

DIMENSIONS:

Total length: 6,50 mm
Flange length: 3,50 mm
Platinum wire diameter: 0,25 mm

Columella in PE
Outer columella diameter: 2,20 mm
Inner columella diameter: 1,40 mm

The columella can be adjusted with a surgical scalpel.



PAP 07.43

Total length (L)	Product code
------------------	--------------

from 6,50 mm to 3,00 mm	PAP 07.43
------------------------------------	-----------

TRIMMABLE "OFF-SET" TOTAL PROSTHESES IN PE

Implant to replace the entire ossicular chain, from the tympanic membrane to the oval window.

To avoid extrusion, it is necessary to interpose a layer of cartilage.

The columella in the offset position remains perpendicular to the oval window.



TPL 07.04

Total length (L)	Product code
------------------	--------------

6,00 mm	TPL 07.04.600
7,00 mm	TPL 07.04.700
8,00 mm	TPL 07.04.800

DIMENSIONS:

Flange length: 3,60 mm
Flange thickness: 0,50 mm
Columella base diameter: 0,65 mm

TOTAL OFF-SET PROSTHESES IN HA

Implant to replace the entire ossicular chain, from the tympanic membrane to the oval window.

The interposition of cartilage is not necessary between the implant flange and the tympanic membrane.

The columella in the off-set position remains perpendicular to the oval window.

It is possible to fix the flange to the tympanic membrane with fibrin glue.



CODE TPL 07.05

TPL 07.05

Total length (L)	Product code
5,00 mm	TPL 07.05.500
5,50 mm	TPL 07.05.550
6,00 mm	TPL 07.05.600
6,50 mm	TPL 07.05.650
7,00 mm	TPL 07.05.700
7,50 mm	TPL 07.05.750
8,00 mm	TPL 07.05.800

DIMENSIONS:

Flange length: 3,50 mm

Flange thickness: 0,80 mm

Columella base diameter: 0,65 mm

PARTIAL OFF-SET PROSTHESES IN HA

Implant for partial replacement of the ossicular chain.

The columella in off-set position is assembled to the head of stapes in vertical way.

It is not necessary the interposition of cartilage between the flange of the implant and tympanic membrane.



CODE TPL 07.06

TPL 07.06

Total length (L)	Product code
3,00 mm	TPL 07.06.300
3,50 mm	TPL 07.06.350
4,00 mm	TPL 07.06.400
4,50 mm	TPL 07.06.450
5,00 mm	TPL 07.06.500
5,50 mm	TPL 07.06.550

DIMENSIONS:

Flange diameter: 4,00 mm

Flange thickness: 0,80 mm

Outer columella diameter: 2,00 mm

Niche diameter: 1,20 mm

Niche depth: 1,50 mm

TOTAL PROSTHESES IN HA WITH 90° OVAL FLANGE

The TAP 07.13 implant replaces the entire ossicular chain, from the malleus or tympanic membrane up to the footplate of the stapes.

No cartilage interposition is required between the flange and the tympanic membrane.

The offset columella and the shape of the flange allow to see the oval window during placement of the implant.

The thickness of the flange allows to create a groove for the manubrium of malleus (use a diamond cutter).

The flange can be stabilized to the tympanic membrane with fibrin glue.



CODE TAP 07.13

TAP 07.13

Total length (L)	Product code
5,00 mm	TAP 07.13.500
5,50 mm	TAP 07.13.550
6,00 mm	TAP 07.13.600
6,50 mm	TAP 07.13.650
7,00 mm	TAP 07.13.700
7,50 mm	TAP 07.13.750
8,00 mm	TAP 07.13.800

DIMENSIONS:

Flange length: 3,50 mm

Flange width: 2,50 mm

Flange width: 1,00 mm

Lower diameter of columella: 0,75 mm

75° TILTED OVAL HEAD TOTAL PROSTHESES IN HA

The TAP 07.14 implant replaces the entire ossicular chain, from the malleus or tympanic membrane to the footplate of the stapes

No cartilage interposition is required between the flange and the tympanic membrane.

The offset columella and the shape of the flange allow to see the oval window during placement of the implant.

The thickness of the flange allows to create a groove for the manubrium of malleus (use a diamond cutter).

The flange can be stabilized to the tympanic membrane with fibrin glue.



CODE TAP 07.14

TAP 07.14

Total length (L)	Product code
5,00 mm	TAP 07.14.500
5,50 mm	TAP 07.14.550
6,00 mm	TAP 07.14.600
6,50 mm	TAP 07.14.650
7,00 mm	TAP 07.14.700
7,50 mm	TAP 07.14.750
8,00 mm	TAP 07.14.800

DIMENSIONS:

Flange length: 3,50 mm

Flange width: 2,50 mm

Flange thickness: 1,00 mm

Lower diameter of columella: 0,75 mm

TRIMMABLE TOTAL PROSTHESES IN HA "MARPLA"

Implant in dense HA to connect the malleus to the footplate of the stapes. The base of the implant is rectangular for a good contact with the footplate.

The columella can be shortened by a diamond cutter under watering.



TAP 07.54

Total length (L)	Product code
8,00 mm	TAP 07.54

DIMENSIONS:

Flange length: 4,00 mm

Rectangular-section columella:
1,00 mm x 0,80 mm

CODE

TAP 07.54

CUP PLATINUM CONNECTOR

The implant is designed to power the sound wave transmission on the footplate of the stapes. The implant can be placed among the possible residues of the crura.

The cavity of the cup hosts the columella of implants with diameters between 0,4 mm and 0,8 mm.



CODE

TPL 07.44

The transmission of the sound wave is not impaired by inclinations below 20°.

DIMENSIONS:

Footplate dimension: 1,2 x 1,0 mm
Cup diameter: 0,85 mm

TPL 07.44

Code	Dimension mm	Height mm	Cup diameter mm
TPL 07.44	1,2 x 1,0	0,6	0,85



Audio Technologies Srl

Via dell'Artigianato, 8
29020 Gossolengo (Piacenza) ITALY

+39 0523 778864
info@audiotechnologies.it
www.audiotechnologies.it

